

1. PLANNING

This section looks at the immediate actions you need to do once you join the rally. You will need to keep coming back to these pages as you update your boat information and invite crew.

Videos guides are also available to help you add your [boat](#), [crew](#) and [personal information](#) correctly and [access rally documents](#).



Useful Planning Checklist

Questions	Notes
Have you read through the Rally Handbook?	
Have you shared the Rally Handbook with your crew?	
Do your crew know how to update their personal information (address, passport details, next of kin) on the Member's Area? See page 6	
Check and update your boat information on the Members Area. See page 7-8	
Add a boat description, photograph and links to your boat website. See page 7	
Arrange for email capability at sea, via SSB and PACTOR modem or satellite phone. See Communications Section for details	
Update your at-sea email address and sat-phone number (if onboard) on your boat information page. See page 7	
Order the charts and nautical books you will need for navigation. See pages 56-57 and Local Information Section for details for charts and pilot books	
Order any courtesy flags/ensigns you will need for the countries visited and your onwards cruising.	
Do you have a full set of signal flags for dressing the boat in port? See page 70 for details	
Have you ordered official rally polo shirts? More information in rally newsletters , and shop.worldcruising.com	
Have you spoken to your boat insurance company about your planned cruising?	
Have you considered options for returning home? <ul style="list-style-type: none">• Returning with a rally see www.worldcruising.com• Independent cruising• Professional delivery crew see www.pydww.co.uk• Boat transport by ship see www.petersandmay.com	
Do you need to schedule work on the boat with your boatyard or other specialist company? Don't leave this too late!	
Have you advised the marina at the rally start port of your ETA? See Local Information Section for contact details	

Manage Your Rally Online at www.worldcruising.com

The World Cruising Club website is your first source of information about all the rallies, with details of important dates, boat entry lists, news and logs. Log in to the website to access rally-specific information in the **Members Area**; available to all skippers, captains and rally crew.

In the Members Area you can:

- Update your personal information, including preferred name, emergency contacts and passport details ([My Profile](#)).
- View all of the rallies you have entered as a boat owner or crew, manage your crew list, purchase crew spaces and update your boat information ([My Rallies](#)).
- Read and download the Rally Handbook, newsletters and important forms ([Rally Information](#)).
- Read exclusive rally news for participating skippers and crew
- View your financial history with World Cruising Club, make payments, print a statement ([My Account](#)).
- Read and download useful cruising documents, reports and advice ([Documents & Info](#)).
- Find quick links to our partners for special offers for rally participants.
- Get help from the WCC Team ([Support](#)).
- Buy discounted marine supplies and services and take advantage of special offers for rally participants

Video: Using the Members Area Full Guide




Click or scan the code

How to Sign In

Click on the [Sign in](#) icon, top right menu. If you don't have a password, or have forgotten it, just click the buttons and you will be sent a new password by email. Check your inbox and junk items folders.

Members Home Page



The screenshot shows the Members Home Page with various sections and annotations:

- Top Navigation:** Home, Rallies, Training, Shop, Members, News, About us, Contact, Newsletter.
- Members Home:**
 - Left Sidebar:**
 - View statements and pay online (points to Account)
 - Manage the crew list (points to manage crew)
 - Update your personal details (points to about me)
 - Click on the rally logo to download rally handbooks, useful documents and order forms (points to Rally Information)
 - Main Content:**
 - Important action for: Rally: ARC 2014, Boat: Ocean Dreamer (99% Complete) - Complete Registration
 - My Rallies: manage crew, boat details
 - My Profile: about me, preferences, emergency contacts, passport
 - Rally Information: ARC Atlantic Rally for Cruisers, Gran Canaria to Saint Louis
 - EVENT MEMBERS NEWS: Cocos Keeling Islands - Yet another paradise.
 - Right Sidebar:**
 - Actions to be completed (points to Complete Registration)
 - Edit your boat details - add photos and weblinks (points to boat details)
 - Discounts on marine services and products (points to Gii logo)

Important actions for skippers and boat owners

To help manage the rally safely, we need to collect information about your boat and crew taking part in the rally. Each rally requires a different level of information depending on the route, requirements made by the authorities' and the level of competition. As the skipper/boat owner, you will control the boat's crew list and crew fee payments, although your crew can supply their own personal information once added to the crew list.

Video: Using the Members Area Adding Crew



Click or scan the code

Manage your crew

Click **Manage Crew** button, then the **Crew List** button for your boat

Add available crew

or buy additional crew spaces for extra crew

View your crew and check if they have completed their personal details (% Complete)

You can also email your crew - useful for reminders!

Buy crew spaces

If you have no unused crew spaces, you will need to **buy additional crew spaces** before you can add crew to your crew list. You can do this online, including secure payment.

Buy crew spaces for the whole rally, or for individual legs, or as a 'leg bundle' for World ARC.

Crew Under 18 Years Old Remember to tick box for "youth" for those aged 6-16 and "child" for those under 6. For some rallies, certain legs are free cruising periods and require no crew fees to be paid. These are marked with '(cruising)' next to the leg name when adding crew. For information about which legs are chargeable for the rally, please contact mail@worldcruising.com

Adding to your crew list

Add yourself:

Add yourself (as skipper/owner) if you will be sailing on the rally.

Add other people:

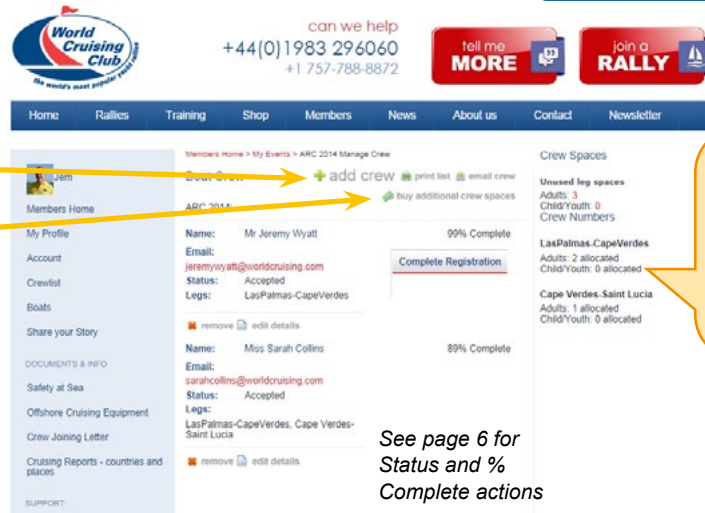
You will need the name (as shown on passport) and email address for each person on board.*

Invite someone else with an email - this will send an invitation email for the crew to accept, and add their own personal details.

This is the best way to add your crew.

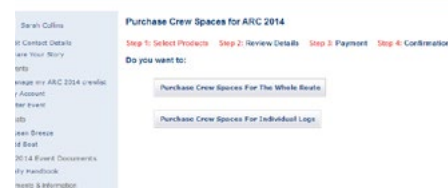
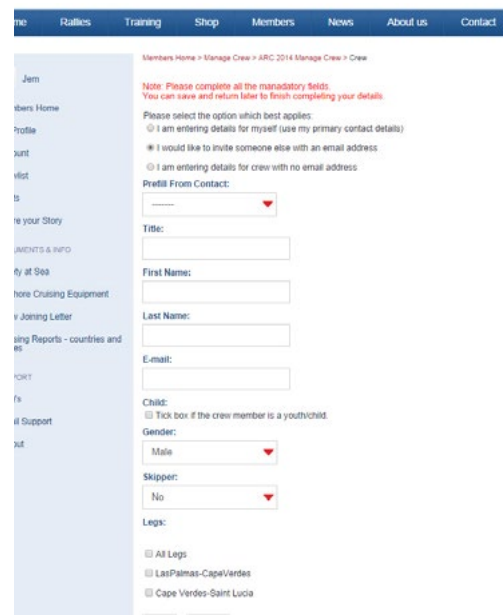
Each person on the crew list must have a unique email address.

*If they do not have an email address OR they are aged under 18 years old then select "I am entering details for crew with no email address". This allows you to add their crew list information but the crew member will not be able to edit or view the information. In this case, you will need to input personal information on their behalf, including passport details and emergency contact information.



View available and allocated crew spaces for each leg


See page 6 for Status and % Complete actions

Important actions for all crew

Accepting the invitation to crew

When the skipper/boat owner invites an individual to crew on to the rally, an email will be sent to the address provided. This email invites the crew member to complete their registration by adding their passport information and providing an emergency contact. Click the link in the email and log in or create a new account. Sometimes our automatic emails do not reach crew members, or get blocked by junk mail filters. The crew member can register via our website at www.worldcruising.com using the new member sign-up link, upper right. The skipper/boat owner should then contact mail@worldcruising.com and we will then link the member account to the boat's crew list.



Completing your personal information

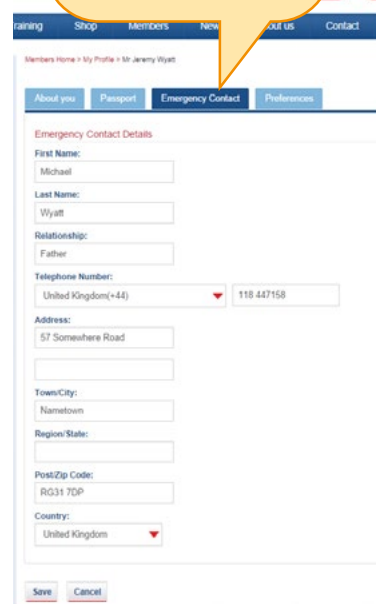
About you: add your basic information, including your full name as shown on your passport. If you have a different name you normally use, please add this in the Preferred Name field. In the About You section, there is a field to declare your vaccination status - see Rally Newsletters for details.

Passport: add your passport information including the country of nationality, passport number, issue and expiry dates. Your passport should be valid for the duration of the rally, and comply with requirements of the countries visited, which often require an additional six months from the date of exit.

For some rallies, a copy (photo or scan) of your passport is required. Use the document uploader to add the passport copy - see Rally Newsletters for details. Documents are stored on World Cruising Club's secure website and will be used in line with our [Privacy Policy](#). Where necessary, the information you provide will be shared with relevant authorities in countries visited by the rally. Once the rally has finished, your documents will be deleted from our servers, unless you are already registered as a participant in a future rally. Documents will be checked and validated by World Cruising Club staff periodically.

Emergency Contact: This section asks for details of someone to contact in the event of an emergency, such as a family member (next of kin) or close friend. This person should not be sailing onboard a boat in the rally. We require their name, contact telephone number and address.

IMPORTANT!
Complete all your passport information and full contact details for your emergency contact person (Next of Kin)



Preferences: Here you can update your preferred contact methods to receive information.

Crew Status Explained

Invited - the person has been sent an email by the website inviting them to join the crew list (see Add crew, [page 5](#)), but has not yet responded. Ask them to check their inbox and junk items and to follow the actions in the email.

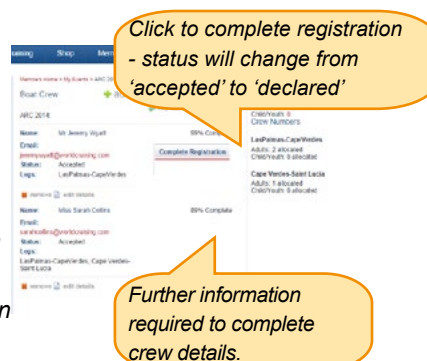
Accepted - the person has joined the crewlist, but has not confirmed their personal details.

Declared - all crew details are correct. All crew must be '**declared**' before the start of the rally. Crew can update and confirm personal details to declare by clicking on the **Complete Registration** button on the Member's Homepage.

Declaring

Once your crew details are correct, including passport information and emergency contacts, the crew name will show **99% Complete** ✓

The crew must change their status from **Accepted** to **Declared** by clicking on '**Complete Registration**'. If there is less than 99% Complete, the crew needs to go back and provide more information before registration can be completed. Click **Complete Registration** to submit all information and stop any further automated reminder emails. To provide more information, click on **edit details**.



Important actions for boat owners/skippers

Update your boat data

In the Members' Area go to Boat Details to update your boat information.

[Boat Details > edit specification](#)

To help us manage the rally safely we need each boat owner/skipper to check and add/amend any missing or incorrect information.

This information must be completed before rally check-in.

Video: Using the Members Area
Completing Boat Information



Click or scan
the code

Key details

Boat: including hull and sails (I J P E sail measurements for Cruising Division handicaps), the year of build, model type and downwind sails. See [page 8](#) for more information.

Boat profile: add photographs of your boat, provide a description and links to your own website or blog pages. The more information you provide, the more fun your followers at home (family and friends) will have. The profile (right) is for Skyelark, published on the World ARC website. This is what visitors to the site will see, including being able to search the logs that Skyelark's crew have posted during the rally.

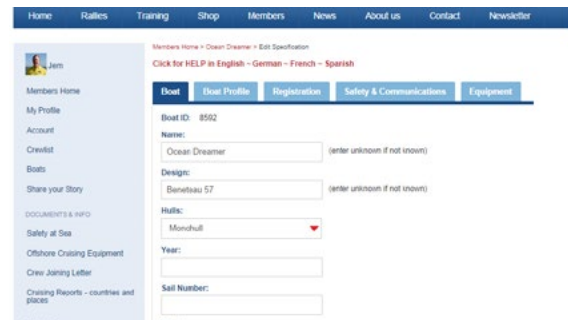
Registration: Add details of your boat's Registration Document, Gross Registered Tonnage (World ARC only), Insurance Certificate; IRC certificate (Racing Division only). Copies of the documents are required for certain rallies - see Newsletters and email reminders for deadlines.

Safety Equipment: includes MMSI number, EPIRB number, Liferaft type/model and certification.

Providing this information before the rally will assist the Safety Inspection team when they visit your boat.

Communications: boat "at sea" email, any satcoms equipment or HF(SSB) radio. You can also indicate if you wish to receive position reports for other boats in the fleet, and rally weather forecasts - these preferences can also be updated during the rally.

Machinery: Including shore power requirements (240v/110v, 50/60Hz), fuel, water and black-water tank capacities (required for World ARC).



Members Home > Ocean Dreamer > Edit Specification

Click for HELP in English - German - French - Spanish

Boat ID: 8562

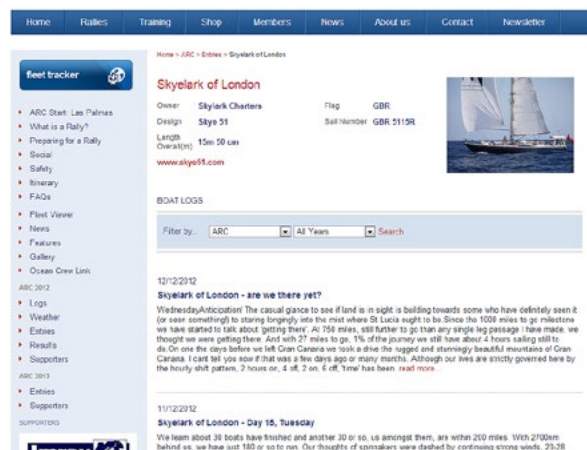
Name: Ocean Dreamer (enter unknown if not known)

Design: Beneteau 57 (enter unknown if not known)

Hulls: Monohull

Year:

Sail Number:



Home > ARC > Entries > Skyelark of London

Skyelark of London

Owner: Skyelark Charters Flag: GBR

Design: Skye 51 Sail Number: GBR 5119R

Length: 15m 50cm

Overhaul(s):

www.skye51.com

BOAT LOGS

Filter by: ARC All Years Search

12/12/2012
Skyelark of London - are we there yet?
Wednesday/Antipodians The casual glance to see if land is in sight is building towards some who have definitely seen it (or even something to stare longingly into the mist where St Lucia ought to be. Since the 1000 miles to go milestone we have started to talk about getting there. At 156 miles, still further to go than any single leg passage I have made, we thought we were getting there. And with 27 miles to go, 1% of the journey we still have about 4 hours sailing still to do. On one of the days before we left Gran Canaria we took a drive the rugged and stunningly beautiful mountains of Gran Canaria. I can't tell you how it felt was a few days ago or many months. Although our lives are strictly governed here by the heavy shift pattern, 2 hours on, 4 off, 2 on, 6 off. Time has been, read more...

11/12/2012
Skyelark of London - Day 15, Tuesday
We learn about 36 boats have finished and another 30 or so, is amongst them, are within 200 miles. With 2700nm behind us, we have just 180 or so to run. Our thoughts of optimists were dashed by continuing strong winds, 20-28



+44(0)1983 296060
+1 757-788-8872

Members Home > Ocean Breeze > Edit Details/Add Documents

Click for HELP in English - German - French - Spanish

Boat

- Boat Profile
- Documents
- Safety & Communications
- Machinery

Boat ID: 12921

Name: Ocean Breeze (enter unknown if not known)

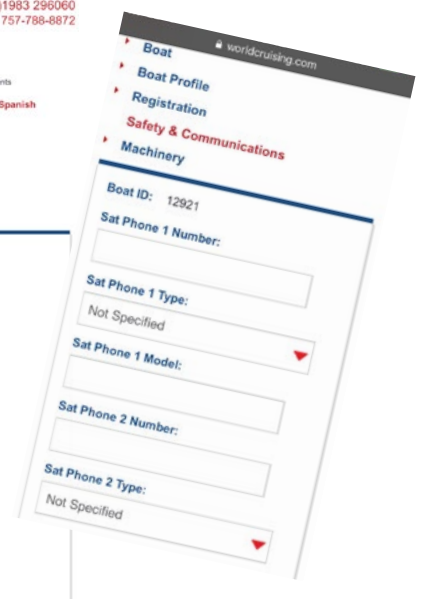
Design: Swan 65 (enter unknown if not known)

Hulls: Mono Hull

Year: 2005

Sail Number:

Flag: Monsoon



Boat

- Boat Profile
- Registration
- Safety & Communications
- Machinery

Boat ID: 12921

Sat Phone 1 Number:

Sat Phone 1 Type: Not Specified

Sat Phone 1 Model:

Sat Phone 2 Number:

Sat Phone 2 Type: Not Specified

Boat Specification

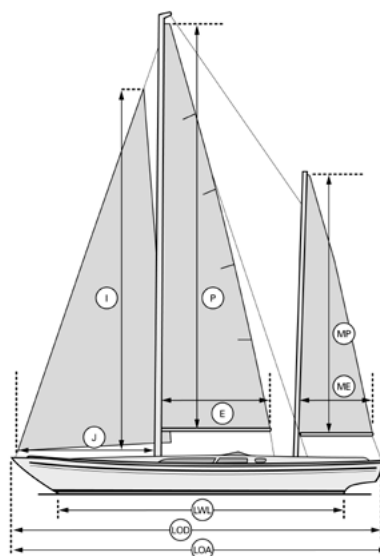
It is important that you add/check your boat data before rally check-in via www.worldcruising.com

- We communicate with boats at sea by email, so it is vital that we have your boat's correct at-sea email address.
- We provide information about your boat and its communications and safety equipment to the Coastguard and other authorities.
- The boat and sail dimension information is used to calculate the handicap for Cruising Division competition.

Please add your boat data via the [Members Area](#)

Click on the boat name in [Boat](#) then [Edit Specification](#)

The help notes are also available online in English, German, French and Spanish.



Yacht make & model	Yachttyp u. Konstrukteur	Voilier type/marque/modèle	Marca del yate y modelo
Flag	Flagge	Pavillon	Bandera
Rig (sloop/ketch etc.)	Rigg (Slup/Ketsch etc.)	Gréement (sloop/ketch etc.)	Aparejo (balandra/queche etc.)
Year built	Baujahr	Année de construction	Año de construcción
LOA Length: Overall	Länge: über alles	Longueur: Hors-Tout:	Eslora: Total:
LOD on deck	Deck	de coque:	en cubierta:
LWL Waterline	Wasserlinie	Flottaison:	Línea de flotación:
Beam	Breite	Largeur BAU:	Manga:
Draught	Tiefgang	Tirant d'eau:	Calado:
Hull material	Rumpfmaterial	Matériau de la coque:	Material del casco:
colour	Rumpffarbe	couleur	color
Type of keel	Typ des Kiels	Type de quille	Tipo de quilla
(long/medium/fin/centreboard)	(lang/mittel/Finnkiel/Kielschwert)	(longue/medium/fine/dérive)	(larga/mediana/fin/otras)
Displacement: design	Verdrängung: vorgesehen	Déplacement: design	Desplazamiento: diseño
Displacement: present	Verdrängung: aktuell	actuel	real
Sail Measurements (Not Areas)	Segelabmessungen (Nicht Flächen)	Dimensions Des Voiles (Pas surface)	Medida De Las Velas (No Areas)
I: Foretriangle	I: Vorsegel	I: Triangle avant	I: Triángulo de proa
J: Foretriangle	J: Vorsegel	J: Triangle avant	J: Triángulo de proa
P: Mainsail	P: Großsegel	P: Grand Voile	P: Mayor
E: Mainsail	E: Großsegel	E: Grand Voile	E: Mayor
mp: Mizzen	mp: Besan	mp: Artimon	mp: Mesana
me: Mizzen	me: Besan	me: Artimon	me: Mesana
Spinnaker/Parasailor	Spinnaker/Parasailor	Spinnaker/Parasailor	Spinnaker/Parasailor
Cruising chute	Bliester	Beenaker	Cruising MPS
Jib furling	Rollgenua	Benois à enrouler	Foque con enrollador
Mainsail furling	Rollgroß	Grand voile à enrouler	Mayor con enrollador
Sail number	Segelnummer	Numéro de la voile	Numéro de velas
SSB Radio Callsign	SSB (KW) Rufzeichen	Radio BLU Indicatif	Indicativo de Radio SSB
Satcoms: type	Satellitenkommunikation Typ	Communication par satellite: Type	Satcoms: Tipo
Sat C ID Nr	Sat.C ID Nr:	Sat C ID Nr:	Sat C ID Num
Sat. Tel. Nr.	Sat.-Tel. Nr:	Nr.Tél. satellite	Num.Tel. Sat
Boat email address at sea	Boot E-mail auf See	Courrier électronique à bord	Email de la embarcación en el mar
MMSI Number	GMDSS Nr:	Numéro MMSI	Número MMSI
EPIRB: make	EPIRB: Marke	Radio-Balise: (marque)	EPIRB: marca
EPIRB I.D. Nr.	EPIRB I.D. Nr:	Radio-Balise: Numéro	Núm. EPIRB I.D.
Liferaft: make	Rettungsinsel: Typ	Radeau de survie: marque	Balsa salvavidas: marca
year	Baujahr	année	año
last service date	letzte Inspektion	dernière révision	última fecha de uso
Capacity	Zugelassen für.	Capacité	Capacidad

Rally Website – Get Involved!

There are many ways that you and your crew can get involved with the rally online – adding photos of your boat; sending daily logs and photographs; adding links to your own yacht website.

Daily Logs and Photo Gallery

During the rally you can send daily logs and images from the boat directly to the rally website via email, enabling friends, family and supporters to share in your adventures.

You will receive a unique email address to send your blogs and photographs, and these will be posted to the website by the rally team.

Our software will resize images, but for web resolution it is best to resize to 640x480 pixels (approximately 100-200kb) - this will be cheaper on your airtime too!

Full details on how to send your logs and photos will be provided before the rally starts.



Share Your Story

Do you have a story to share with other boaters? For example: Interesting boat or crew, working onboard or retiring, start of a new life aboard or taking a sabbatical, or even raising money for charity. Tell us your story and we'll share it with the local and national media. Log in to the Members Area and select 'Share your story'

www.worldcruising.com/membersarea

Your Privacy

Once entered, crew information will be visible to the skipper, but not to the other crew. Crew members can only see their own details, plus the names and email addresses of their fellow crew. We value your privacy and all details are stored in an encrypted form, to industry standards. Our Privacy Policy is available on the WCC website.



For Friends and Family

Following the boats online

When satellite trackers are fitted to the boats, regular position reports will automatically be displayed on the Fleet Viewer on the rally website.

The Fleet Viewer provides an overview of boat locations; daily distance sailed; and distance to the next port.

The interactive map allows users to show tracks, zoom in and out, and select individual boats or groups to display. Basic wind speed information can also be shown, so you have an idea of the conditions that the boats are enjoying.

The Fleet Viewer is located on the upper left side of the screen on the rally pages, it will 'go live' a couple of days before the rally start. You can also download a YB Races app for mobile devices.

Social media

Friends and family can post messages of support and ask each other questions on the rally Facebook pages.



These are kept up to date with the latest photos and news from the rally.

Facebook Pages

- WCC www.facebook.com/worldcruising
- ARC www.facebook.com/arcally
- World ARC www.facebook.com/worldarc
- ARC Europe www.facebook.com/arceurope
- ARC Portugal www.facebook.com/arcportugal

Instagram

- ARC www.instagram.com/arc_rally
- World ARC www.instagram.com/world_arc_rally

You can also follow us on Twitter @arcally and find videos at www.youtube.com/worldcruising



+44 (0) 151 342 1001
pyd@pydww.com
www.pydww.com

Further Faster Safer... Since 1995



- ▶ Yacht Delivery
- ▶ Skipper Supply
- ▶ Crew Supply
- ▶ Offshore Experience
- ▶ Own Boat Tuition

Professional Yacht Deliveries Ltd



 **noonsite.com**

The Ultimate Cruisers' Planning Tool

noonsite aims to provide a one-stop website featuring essential information on all matters of interest to sailors planning an offshore voyage anywhere in the world, whether already underway or still in the preparatory stages.

- 197 countries • 2262 ports • Clearance Formalities • Visa Requirements • Fees
- Repair Facilities • Special Events • Weather • Marine and Shore Services •

 @NoonsiteEditor

www.noonsite.com



Sources of Information

Preparing for a rally can be a daunting task, but there are plenty of sources of help.

World Cruising Club

First, contact World Cruising Club:

Our main office in the UK

Tel: +44 (0) 1983 296060

Email: mail@worldcruising.com

Skype: wccmail

Open: Monday-Friday 0900-1730 UTC

120 High Street, Cowes, Isle of Wight PO31 7AX

World Cruising Club European Representatives:

Germany **Astrid & Wilhelm Greiff**

Tel: +49 (0) 9533 8733

Email: buero-deutschland@worldcruising.com

Netherlands **Bojan Michiels van Kessenich**

Tel: +31 614023357

Email: dutchsupport@worldcruising.com

Noonsite.com

Noonsite is an online companion to your Rally Handbook, enhancing your preparations and cruising experiences before and after the rally.

When it comes to researching a cruising area, look no further than Noonsite.com. You easily find all ports of entry and associated protocols, review docking options at other ports, recommended anchorages (via the Noonsite Map), shoreside facilities and read comments and reports posted by other cruisers.

There's advice and an abundance of useful links via the Cruising Resources pages on planning and preparation for an ocean crossing, cruising with kids, with pets, dealing with EU rules, safety and security, citizen science projects for sailors and much more.

Noonsite's community receive a monthly newsletter with a comprehensive round up of the latest news posted, cruising insights from contributors, piracy and incident alerts such as orca activity and book recommendations for inspiring your liveaboard dreaming.

www.noonsite.com

OceanCrewLink.com

If you need extra crew, advertise your sailing 'opportunity' for free and search the crew database. www.oceancrewlink.com

Bluewater Cruising Clubs

Ocean Cruising Club...www.oceancruisingclub.org

Seven Seas Cruising Association...www.scca.org

Cruising Club of America.....www.cruisingclub.org

Ocean Seglings Klubben www.osk.org

Trans-Ocean eV www.trans-ocean.org

National Authorities

Most countries have a national authority that looks after the interests of sailors, and may run training courses, databases of approved marine companies or offer legal advice. The authority is usually a member of the World Sailing.

World Sailing www.sailing.org

World Sailing Offshore Special Regulations

World Sailing OSR Sea survival training

Australia..... www.sailing.org.au

Austria www.segelfverband.at

Belgium www.belgiansailing.be

Denmark www.sejlsport.dk

Finland www.spv.fi

France www.ffvoile.org

Germany www.dsv.org

Ireland www.sailing.ie

Italy www.federvela.it

Netherlands www.watersportverbond.nl

Norway www.seiling.no

Spain www.rfev.es

Sweden www.svensksegling.se

UK..... www.rya.org.uk

USA www.ussailing.org

IRC racing certificates www.ircrating.org

Marine Trade Associations

Marine trade associations represent equipment suppliers and boatyards in their countries.

France www.fin.fr

Germany..... www.dbsv.de

Italy..... <https://confindustrianautica.net>


Netherlands www.hiswa.nl

Sweden..... www.sweboat.se

UK..... www.britishmarine.co.uk

USA www.nmma.org

Other nations www.icomia.org/show-icomia-members/all



**HAVE YOU CONSIDERED ALL YOUR
SAFETY REQUIREMENTS?**

FOR EXPERT ADVICE CONTACT

www.oceansafety.com | +44(0)23 8072 0800
info@oceansafety.com

BOMARINE
innovative sailing solutions

Parasailor¹⁵

**More joy
less stress**

arc@parasailor.com